

Customer N°:	Customer reference:	Order form date:
--------------	---------------------	------------------

<b>Company contact details:</b> Surname: ..... Postcode: ..... City: ..... Country: ..... Phone: ..... E-mail: ..... Contact in case of missing measurements: ..... ..... .....	<b>Delivery address:</b> Name: ..... Address: ..... Postcode: ..... City: ..... Country: ..... Access: <input type="checkbox"/> Semi-trailer <input type="checkbox"/> Carrier Other: ..... Fill in the truck access checking guide on p. 103. <input type="checkbox"/> Pick up at DEL Brécé factory (35530 Brécé, FRANCE)
--	--

New build pool  Existing pool: In order to avoid taking again measurements of the pool, please indicate the invoice number, order number or reference of the original cover made: .....

**!** If all the information is not completed, your order cannot be processed and therefore put into production with the announced leadtime.

#### VERSIONS

Manual  Electric  Solar

#### END-STAND COLOUR (by default, they will be white)

Beige RAL 1015  Grey RAL 7040  Dark green RAL 6005  
 Dark grey RAL 7016  Black RAL 9005



For all these colours:  
10 days extra lead time

#### CLOSING CONTROLS

Maintain contact (default choice)  Impulse on

#### OPTIONS

**LivePool** (only for the electric version)  Yes  No  
**Wall mounting** (1 terminal on motor side, 1 wall mount on free side)  Yes  No  
**"Stop salt" control box** (only for the electric version)  Yes  No

#### SLATS

##### Opaque PVC 84 slats

**!** Choose PVC opaque 69 slats for pool widths of 5.05m or more.

White  Grey

##### Solar polycarbonate slats - 69 mm (not compatible with bromine treatment)

Crystal black  Silver  Crystal blue\*  Crystal\*  Crystal brown\*  Crystal green\*  
 Leave one slat out of three without end cap to ease the sliding of the slats:  AD side  BC side  
By default, all endcaps will be installed.

Additional lead time for slats over 6 m long. \*Additional lead time.

##### Opaque PVC 69 slats

White  Beige  Grey  Blue\*

Leave one slat out of three without end cap to ease the sliding of the slats:  AD side  BC side  
By default, all endcaps will be installed.

Additional lead time for slats over 6 m long. \*Additional lead time.

#### STAIRS OR SLAT CUT-OUT

Roman stair  Square stair  Trapezoid stair  Slat cut-out (attach a plan)

#### LOCKING KITS

**Pushlock**  
 White  Beige  Grey  Dark grey  Blue  Argile green

**Quicklock + Tool** (only for opaque PVC 69 and solar polycarbonate slats)  
 White  Beige  Grey

**White straplock kit** (only for opaque PVC 69 and solar polycarbonate slats)  
 Concrete coping anchors  Wood coping anchors

#### Fittings:

Insert mount  
 Surface mount  
 Hanging mount  
 High hanging mount (Pushlock only)

#### WINTER SHIFT / PROTECTIVE COVERING

**Ivernea:**  Yes *Fill in the order form on p. 132.*  No  
**Ivernea Plus:**  Yes *Fill in the order form on p. 132.*  No

Customer N°:	Customer reference:	Order form date:	Company:
--------------	---------------------	------------------	----------

**POOL TYPE**

Polyester shell       Azteck

- Brand: .....

- Model: .....

Concrete     Resin     Wood

Polystyrene block     Metal

---

**WATERTIGHTNESS**

Liner\*       On-site lining

Tiles       Coated

Other: .....

\* For a sharp radius liner, a radius of 5 cm will be made on your slats.


---

**POOL**

**Diagonals**

Diagonal AC = ..... cm

Diagonal BD = ..... cm



**Overflow**

Yes (by default 1 every 4 m on each length) on  AB     BC     CD     AD

No

Infinity control box (we recommend the Pushlock hanging mount kits)


---

**INFO**

For an overflow pool, the hanging mount kits will be delivered in raw stainless-steel.

**Coping overhang** ..... cm

**skimmer** : Indicate the exact skimmer positions.

 : Indicate the positions of the locking kits that have already been installed.

To comply with the French NF P90-308 safety standard, the locking kits must be installed in accordance with our recommendations in the technical instructions leaflet. The positioning of the locking kits will be determined by CF group according to the configuration of your pool. A detailed plan will be sent to you when your cover is delivered.

**Limits of use:** To comply with all NF P90-308 standards, it is essential that all the elements making up this safety cover (mechanics, slats, motorization...) must come from CF group. If this is not the case, we will not be able to issue this certificate.

Limits of use: DEL covers for overflow pools can only be compliant if the pool is equipped with an Infinity box-type device for automatically lowering the water level by at least 2 cm when the cover is closed.

At present, DEL covers with a removable form on a side are not compliant with standard NF P90-308.

Unless the alarm manufacturer specifies otherwise, immersion alarms are not compatible with DEL covers.

**DISTANCE BETWEEN END-STANDS**

Pool width	Version	Max. distance between end-stands
2 m	Electric or Solar	2.35 m
2.50 m		2.85 m
3 m		3.35 m
3.50 m		3.85 m
4 m		4.35 m
4.50 m		4.85 m
5 m	Electric	5.25 m
6 m		6.20 m
7 m		7.25 m
8 m		8.20 m

**INTERIOR POOL DIMENSIONS TO BE TAKEN AT THE WATER LINE AFTER WATERTIGHTNESS HAS BEEN MADE**

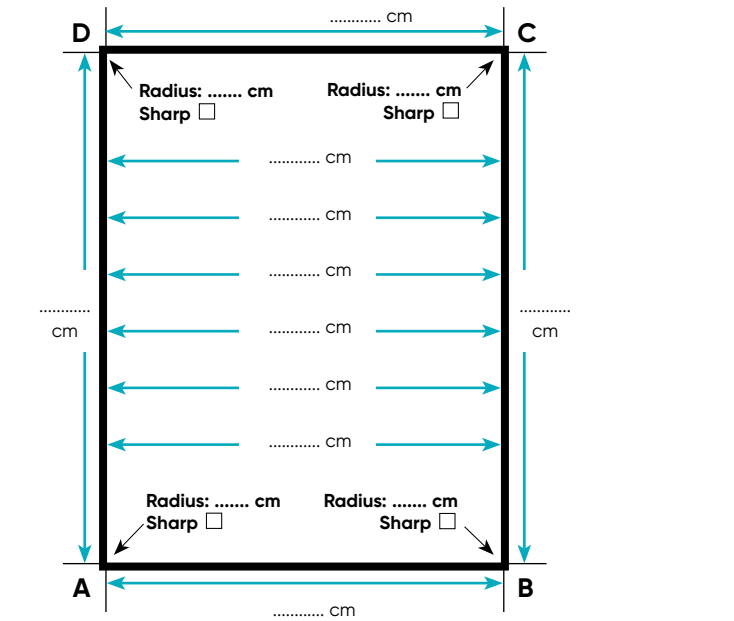
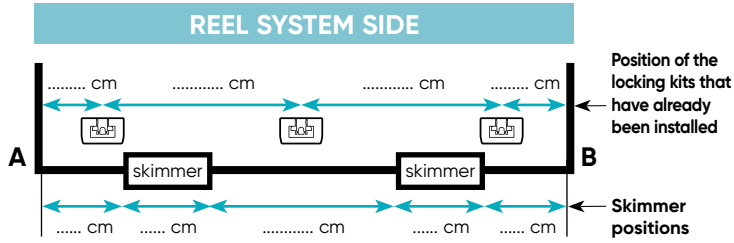
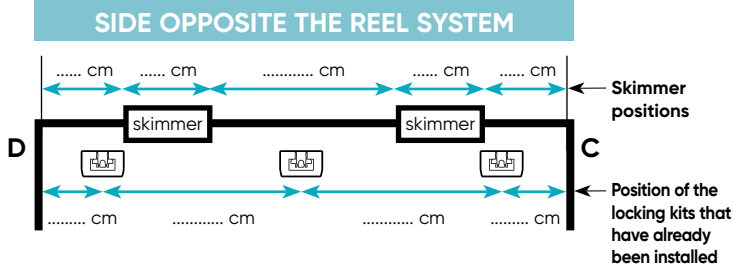
**Skimmer thickness**

Flush     Proud of ..... cm

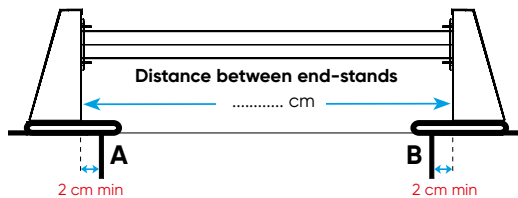
**Skimmers on the widths indicate them on the drawing**

**Skimmers on the lengths:**  BC     AD

Stairs (see p. 100).



**TUBE / REEL SYSTEM SIDE = AB**



**Min. distance between end-stands = pool width [AB] + 4 cm**

# STAIR SLATS - DRAWING

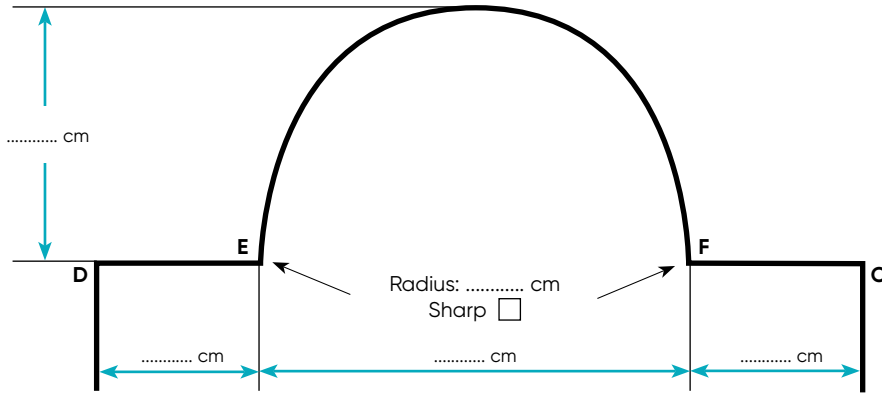
Customer N°:	Customer reference:	Order form date:	Company:
--------------	---------------------	------------------	----------

 : Indicate the exact skimmer positions

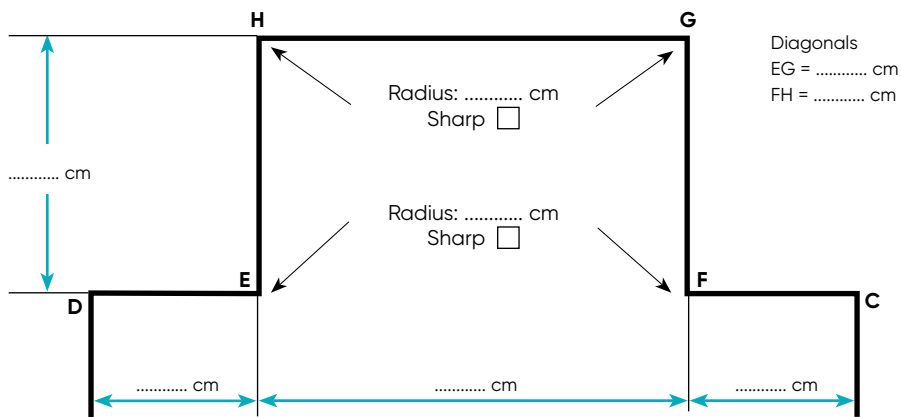
 : Indicate the position of the locking kits that have already been installed

## ROMAN STAIR

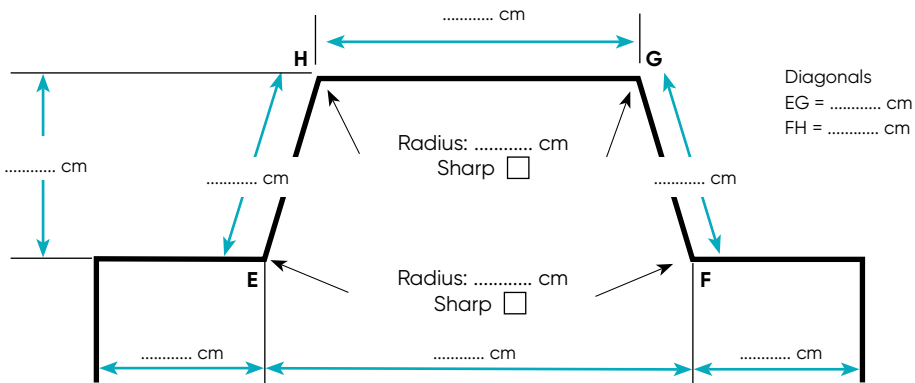
We recommend the use of the measurement-taking order triangulation form  
See order form on p. 101.



## SQUARE STAIR



## TRAPEZOID STAIR



# TRIANGULATION DRAWING FOR STAIR SLATS

Customer N°:	Customer reference:	Order form date:	Company:
--------------	---------------------	------------------	----------

CD = ..... cm

EF = ..... cm

CF = ..... cm

ED = ..... cm

EP = ..... cm

E1 = ..... cm

E2 = ..... cm

E3 = ..... cm

E4 = ..... cm

E5 = ..... cm

E6 = ..... cm

E7 = ..... cm

F1 = ..... cm

F2 = ..... cm

F3 = ..... cm

F4 = ..... cm

F5 = ..... cm

F6 = ..... cm

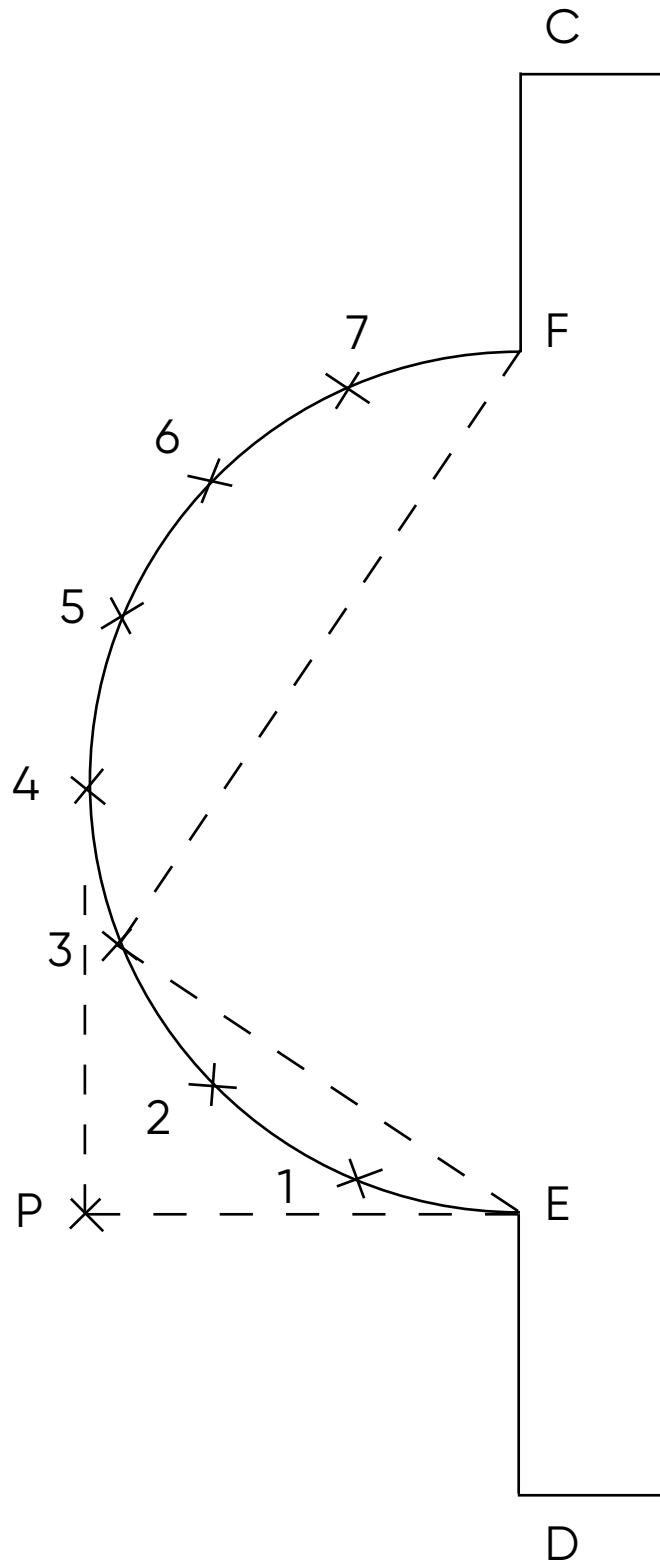
F7 = ..... cm

Corner radius C = .....cm

Corner radius D = .....cm

Corner radius E = .....cm

Corner radius F = .....cm



# TRUCK ACCESS CHECKING GUIDE

Company name:	Customer reference:
---------------	---------------------

**i** INFO

To allow us to deliver to you with maximum efficiency, please fill in this questionnaire carefully. We decline all liability in the event of the required delivery location being inaccessible due to the indications you have provided. Any new deliveries will be invoiced to you. Thank you for your understanding.



**ORDERED EQUIPMENT**

Automatic slatted cover   
  Bar cover   
  Bubble cover (over 4.50 m)   
  Pool kits solutions/above-ground pools

**ROAD SIGNAGE LEADING TO THE REQUESTED DELIVERY POINT**



Have you already seen this type of road sign on the road that leads to the requested delivery point?

Yes If so, please indicate which ones: .....  
 No

**ACCESS TO THE REQUESTED DELIVERY POINT: TYPES OF VEHICLE LIKELY TO HAVE ACCESS**

Below are different vehicle types. Indicate which types are likely to be able to pass in front of the requested delivery location.

 Tractor + trailer (38 tonnes): <input type="checkbox"/> Yes <input type="checkbox"/> No	 Semi-trailer (38 tonnes): <input type="checkbox"/> Yes <input type="checkbox"/> No	 Small carrier (19 tonnes): <input type="checkbox"/> Yes <input type="checkbox"/> No	 Small truck (<6 tonnes): <input type="checkbox"/> Yes <input type="checkbox"/> No
 Garbage trucks: <input type="checkbox"/> Yes <input type="checkbox"/> No	 Concrete mixer trucks: <input type="checkbox"/> Yes <input type="checkbox"/> No	 Fuel delivery trucks: <input type="checkbox"/> Yes <input type="checkbox"/> No	 Small van: <input type="checkbox"/> Yes <input type="checkbox"/> No

**TRUCK CLEARANCES: DETAILS**

Be careful of the truck clearance: Is the delivery address subject to one of the below situations ?

 Electric cables: <input type="checkbox"/> Yes <input type="checkbox"/> No	 Low branches: <input type="checkbox"/> Yes <input type="checkbox"/> No	 Corners of roads: <input type="checkbox"/> Yes <input type="checkbox"/> No
---	--	--

**OTHER INDICATIONS, PLEASE DESCRIBE**

# IVERNEA & IVERNEA PLUS WINTER PROTECTION COVERS

Customer N°:	Customer reference:	Order form date:
--------------	---------------------	------------------

<b>Company contact details:</b> Surname: ..... Postcode: ..... City: ..... Country : ..... Phone: ..... E-mail: ..... Contact in case of missing measurements: ..... ..... .....	<b>Delivery address:</b> Name: ..... Address: ..... Postcode: ..... City: ..... Country..... Phone (person to contact) ..... Access: <input type="checkbox"/> Semi-trailer <input type="checkbox"/> Carrier Other: ..... <input type="checkbox"/> Pick up at DEL Brécé factory (35530 Brécé, FRANCE)
--	---

New pool       Existing pool: to avoid re-taking the measurements, please indicate the invoice n°, order n° or delivery document n° for the original cover: .....

Caution, Ivernea and Ivernea Plus covers are not compatible with a solar PVC slat cover.

**SLATS**

In-ground (decking above water)   
  In-ground (decking under water)   
  Above-ground (without covering)   
  Above-ground (with covering)

**MODEL / COLOUR**

**Ivernea:**

Green     Blue     Beige     Grey

**Ivernea plus:**

Ivernea Plus

**POOL DIMENSIONS**

(for in-ground covers, indicate the size excluding the pit)

Length: ..... cm

Width: ..... cm

**Diagonals**

Diagonal AC = ..... cm

Diagonal BD = ..... cm

Diagonals taken at sharp corners.



**CORNER RADIUS**

A = ..... cm

B = ..... cm

C = ..... cm

D = ..... cm

**STAIRS**

Yes                       No

**SHAPE:**

Square                       Roman

Indicate the stair position:

On the AB width       On the CD width

Along the AD length     Along the BC length

**FILTRATION BLOCK / CUT**

Yes (supply a drawing)     No

**FITTINGS**

Bungee-clip

**OPTION**

Additional bungee clip(s): quantity: ..... recommended for windy regions.

Additional anchors for windy regions: quantity: .....

